



## **TOWN OF DEERING**

### ***Board of Selectmen***

762 Deering Center Road  
Deering, NH 03244

### **Meeting Minutes**

**February 1, 2017**

Selectmen present: Sharon Fife, Allen Belouin, Aaron Gill.

The meeting was called to order at 1900.

### **MEETING MINUTES:**

#### **Meeting Minutes – January 18<sup>th</sup>.**

Ms. Fife made the motion to approve the meeting minutes of January 18<sup>th</sup>. Mr. Belouin seconded the motion. Mr. Gill abstained due to his absence at the meeting. The vote so moved.

### **New Business**

#### **Website Design – Taylor Hooper**

Mr. Gill introduced Mr. Hooper and briefly described the state of maintenance associated with the Town's current website. Mr. Gill explained that the user interface offered by Virtual Town Hall (VTH) is clunky making navigation, file maintenance, and other housekeeping matters difficult and time consuming. Mr. Hooper presented a mock-up design of the Town website on Squarespace using his phone to display a number of photographs from around town to navigate the mock up website. Mr. Hooper, a Deering resident and photographer, noted the ease of developing the site. Mr. Belouin asked if Mr. Hooper was volunteering to both design and maintain the site and Mr. Hooper answered in the affirmative. The price differential between VTH (\$1,500/year) and Squarespace (\$225/year) was discussed along with differences in ease of maintenance and comparable feature sets such as email, mailing lists, search and security were discussed. The Board noted the time involved with bringing a new fully functional website online and directed the TA to look into the issue of moving the initiative forward. The TA agreed to contact Squarespace and have them approved as a vendor. The Board thanked Mr. Hooper for his work on behalf of the Town.

#### **Fire Department – Emergency Responder Per Diem Program**

Fire Chief Gorman briefed the Board on the program (see attached) highlighting the safety concerns the program is designed to address. Chief Gorman explained that he had touched base with Hillsborough's Fire Chief about providing a cost estimate for Hillsborough delivering ambulance services, but Chief Gorman received no reply. Mr. Gorman addressed another concern about the time of day, 700am through 500pm, the emergency responder program will cover. There were 181 calls for ambulance service last year. Table 1 tabulates calls for service by time of day for each day of the week. Table 1 on the following page indicates that Deering responded to 99 (54.70%) of those calls and mutual aid responded to 82 (45.30%) and that is a good response rate over all, but because Deering's volunteers work out of town during the day it is important to look at response rates during the day.

**Table 1**

Time	Deering	Mutual Aid	% Deering	% Mutual Aid
0:00	8	5	61.54%	38.46%
1:00	4	1	80.00%	20.00%
2:00	1	1	50.00%	50.00%
3:00	1	2	33.33%	66.67%
4:00	0	1	0.00%	100.00%
5:00	0	0	0.00%	0.00%
6:00	2	2	50.00%	50.00%
7:00	2	3	40.00%	60.00%
8:00	7	3	70.00%	30.00%
9:00	2	5	28.57%	71.43%
10:00	3	5	37.50%	62.50%
11:00	5	12	29.41%	70.59%
12:00	3	5	37.50%	62.50%
13:00	4	3	57.14%	42.86%
14:00	3	6	33.33%	66.67%
15:00	4	2	66.67%	33.33%
16:00	6	6	50.00%	50.00%
17:00	4	6	40.00%	60.00%
18:00	4	4	50.00%	50.00%
19:00	7	2	77.78%	22.22%
20:00	8	2	80.00%	20.00%
21:00	10	2	83.33%	16.67%
22:00	8	2	80.00%	20.00%
23:00	3	2	60.00%	40.00%
<b>Total</b>	<b>99</b>	<b>82</b>	<b>54.70%</b>	<b>45.30%</b>

Using data from the above table for ambulance responses between 700am and 500pm a different picture of response emerges as highlighted in Table 2 below.

**Table 2**

Time	Deering	Mutual Aid	% Deering	% Mutual Aid
7:00	2	3	40.00%	60.00%
8:00	7	3	70.00%	30.00%
9:00	2	5	28.57%	71.43%
10:00	3	5	37.50%	62.50%
11:00	5	12	29.41%	70.59%
12:00	3	5	37.50%	62.50%
13:00	4	3	57.14%	42.86%
14:00	3	6	33.33%	66.67%
15:00	4	2	66.67%	33.33%
16:00	6	6	50.00%	50.00%
17:00	4	6	40.00%	60.00%
<b>Total Calls</b>	<b>43</b>	<b>56</b>	<b>43.43%</b>	<b>56.57%</b>

As data in the above table illustrates Mutual Aid provides the majority of responses for ambulance service during the day. The concern voiced by Chief Gorman is the wait time involved before an ambulance arrives on scene. It can be up to an hour. The response protocol of dispatching the ambulance involves toning out Deering Fire & Rescue. Deering is toned out 3 times before mutual aid is dispatched. There are 4 minute intervals between tones and that is twelve (12) minutes before mutual aid is toned out. If mutual aid is available they will respond immediately, but the ambulance must still travel from a surrounding town to the location in Deering.

Chief Gorman contrasted data in Table 2 with response data in Table 3 below. He explained that Deering ambulance response outside the 700am to 500pm time frame was very good.

**Table 3**

<b>Time</b>	<b>Deering</b>	<b>Mutual Aid</b>	<b>% Deering</b>	<b>% Mutual Aid</b>
0:00	8	5	61.54%	38.46%
1:00	4	1	80.00%	20.00%
2:00	1	1	50.00%	50.00%
3:00	1	2	33.33%	66.67%
4:00	0	1	0.00%	100.00%
5:00	0	0	0.00%	0.00%
6:00	2	2	50.00%	50.00%
18:00	4	4	50.00%	50.00%
19:00	7	2	77.78%	22.22%
20:00	8	2	80.00%	20.00%
21:00	10	2	83.33%	16.67%
22:00	8	2	80.00%	20.00%
23:00	3	2	60.00%	40.00%
<b>Total</b>	<b>56</b>	<b>26</b>	<b>68.29%</b>	<b>31.71%</b>

Of the 82 calls for ambulance service outside of the 700am to 500pm time slot Deering volunteers responded 68.2% of the time compared to 31.7% for mutual aid. This data, of course, closely correlates with the times that Deering volunteers are in town and available. A concern the Board expressed was the over reliance on mutual aid for ambulance services. At some point the ability to provide mutual aid by surrounding towns may be withdrawn because other town's may simply be unable to meet demand. This scenario played out in the Newport area in 2015 when Newport withdrew their mutual aid coverage in Towns that were unable to provide reciprocal mutual aid.

### **Budget Review**

The Board reviewed the Town Warrant and MS-636 prior to signing. The TA noted that the warrant would be posted the next day.

### **Town Report Dedication**

The Board discussed the dedication and determined to include a broad dedication to the many people who have made contributions to civic life in Deering and to also include Gary Bono and Ed Cobbet's dedication submission for the late Bob Garland.

### **TO BE REVIEWED AND/OR SIGNED:**

- Employee Payroll **January 25<sup>th</sup>**  
\$11,431.19
- Employee Payroll **February 1<sup>st</sup>**  
\$17988.82
- AP Manifest \$306,865.45

### **Non-Public Session - RSA 91-A:3 II (a)**

Mr. Gill made the motion to enter into non-public session under RSA 91-A:3 II (a) to discuss the TA's performance review. Mr. Belouin seconded the motion. The vote to enter non-public session was unanimous and so moved.

The Board convened in non-public session at 2025.

The Board reconvened in public session at 2130.

There being no further business to come before the Board Ms. Fife made the motion to adjourn. Mr. Belouin seconded the motion. The vote was unanimous and so moved. The meeting adjourned at 2130.

Respectfully Submitted,

\s\ Russell McAllister  
Town Administrator

### Mutual Aid Ambulance provided to Town of Deering 2016

<b>Town</b>	<b>Jan</b>	<b>Feb</b>	<b>Mar</b>	<b>April</b>	<b>May</b>	<b>June</b>	<b>July</b>	<b>Aug</b>	<b>Sept</b>	<b>Oct</b>	<b>Nov</b>	<b>Total M/A Responses</b>
<b>AMR</b>										1		1
<b>Antrim</b>	1		1	2	2	2	3	1	2	1		15
<b>Henniker</b>	2							1				3
<b>Hillsboro</b>	3	3	5	10	5	5	5	6	4	2	9	57
<b>Hopkinton</b>								1				1
<b>Weare</b>		1		1							3	5
<b>Total Responses per Town per month</b>	6	4	6	13	7	7	8	9	6	4	5	82
<b>Deering Ambulance Transports</b>	12	8	6	8	13	14	6	3	7	8	15	99

**Mutual Aid Ambulance Transport to Hospital and Total Potential Lost revenue by Town to Deering  
01/01/2016 until 11/19/2016**

	<b>AMR</b>	<b>Antrim</b>	<b>Henniker</b>	<b>Hillsboro</b>	<b>Hopkinton</b>	<b>Weare</b>	<b>Total Non-Deering Transports</b>
<b>Billable Calls</b>	1	15	3	57	1	5	82
<b>*Potential Lost Revenue (Average)</b>	\$ 1,016.02	\$ 14,224.28	\$ 3,048.06	\$ 57,913. 14	\$ 1,016.02	\$ 5,080.10	<b>\$83,313.64</b> Total Potential Lost Revenue

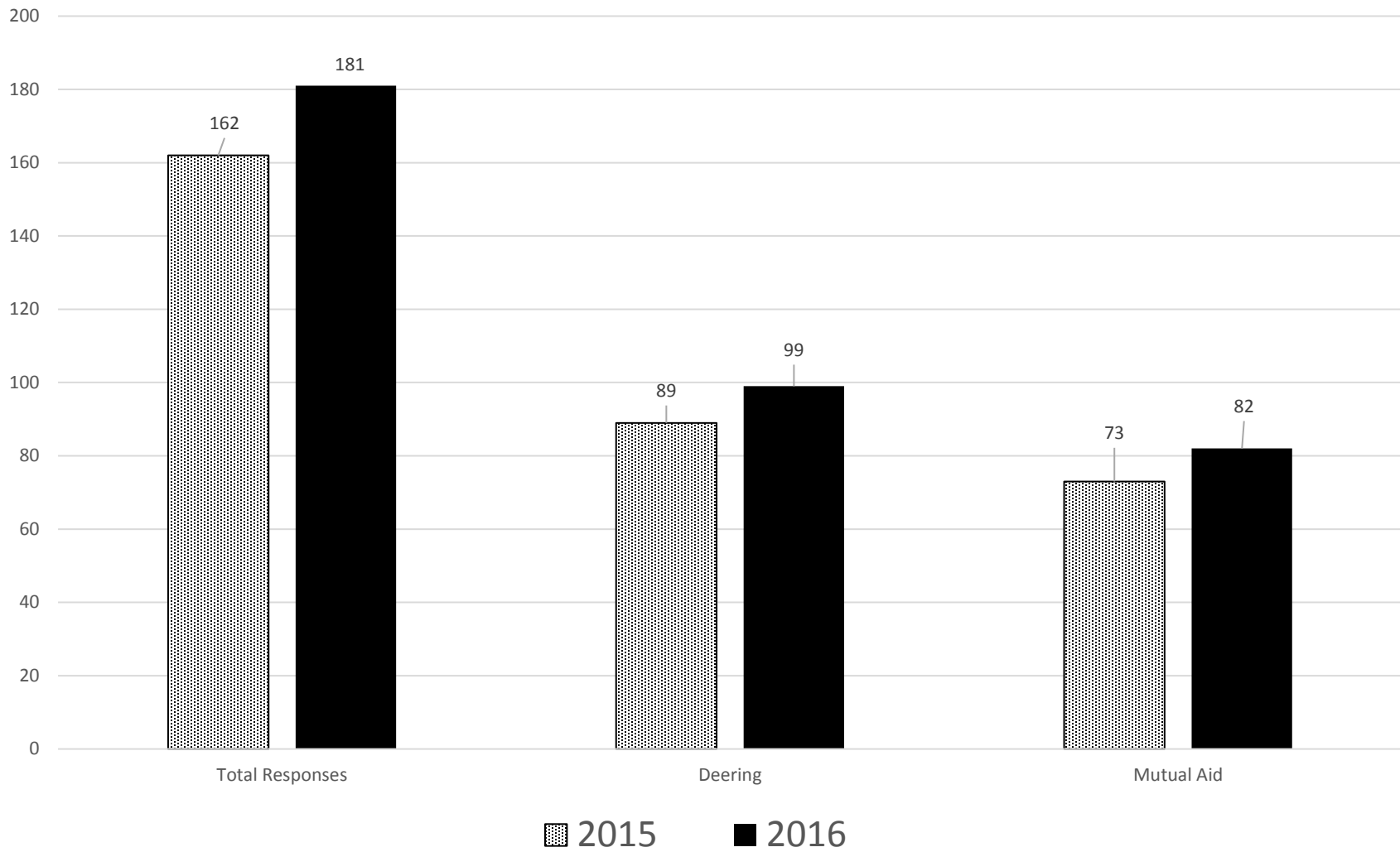
\*=Potential lost revenue. Some transports, patient don't have insurance. These are self-pay

	<b>Revenue Per Call</b>	<b>+</b>	<b>Mileage</b>	<b>= Total potential Lost Revenue Per Call</b>
BLS EMERGENCY BASE RATE	\$477.10		\$312.00	\$789.10
BLS NON-EMERGENCY BASE RATE	\$477.10		\$312.00	\$789.10
ALS NON-EMERGENCY BASE RATE	\$656.70		\$312.00	\$968.70
ALS1 EMERGENCY BASE RATE	\$956.70		\$312.00	\$968.70
ALS2 EMERGENCY BASE RATE	\$1252.53		\$312.00	\$1564.53
<b>Average</b>	<b>\$704.02</b>		<b>\$312.00</b>	<b>\$1,016.02</b>

2016 Medicare Fee Schedule				
	Allowed Amounts	Current Rates	Comstar Top 50	Current Rates
BLS EMERGENCY BASE RATE	\$378.55		\$1205.00	\$477.10
BLS NON-EMERGENCY BASE RATE	\$236.59		\$1205.00	\$477.10
ALS NON-EMERGENCY BASE RATE	\$283.91		\$1950.00	\$656.70
ALS1 EMERGENCY BASE RATE	\$449.53		\$1950.00	\$656.70
ALS2 EMERGENCY BASE RATE	\$650.63		\$3010.00	\$1,152.53
MILEAGE	\$7.24		\$32.00	\$12.00

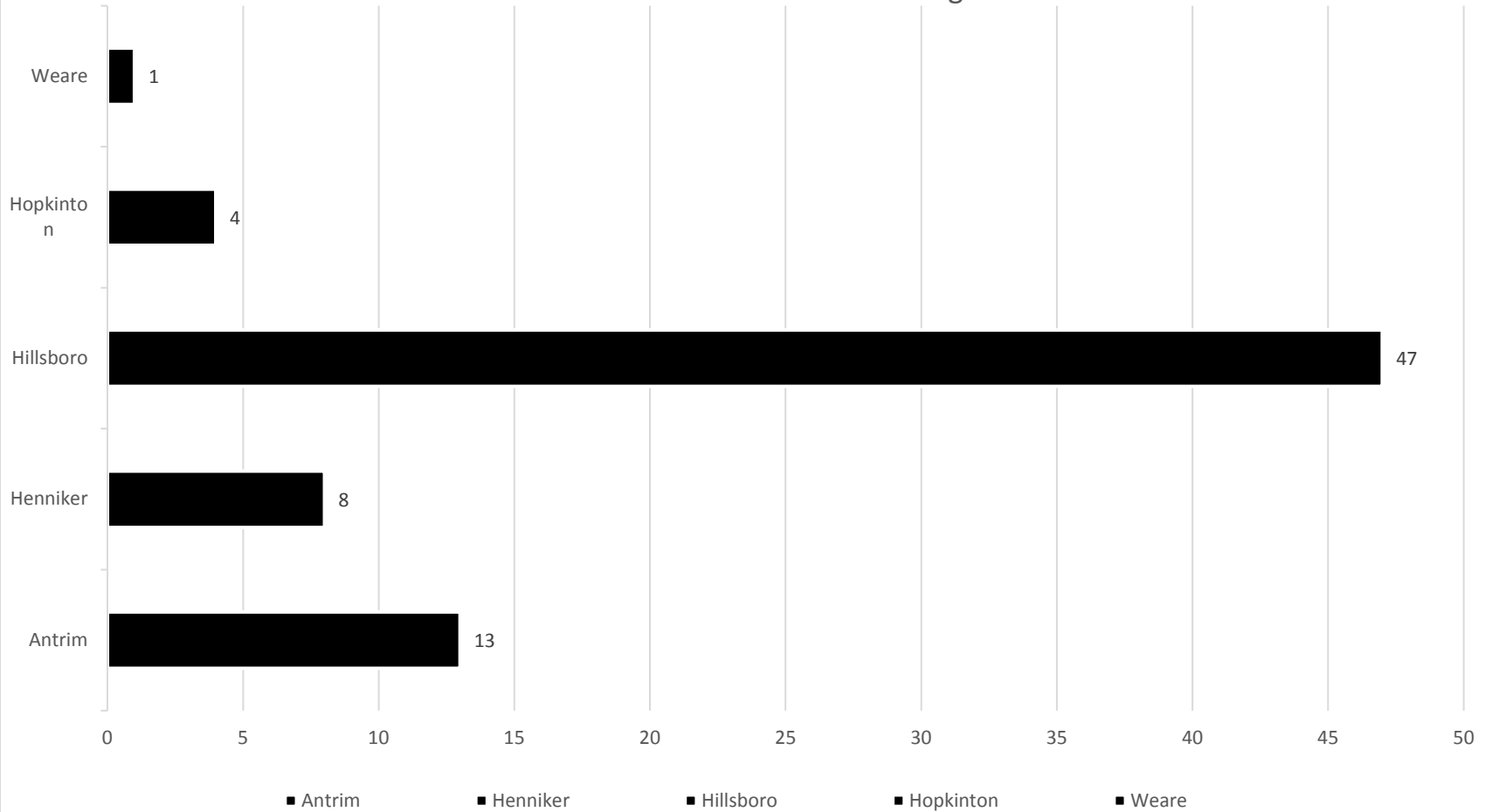
# Two year Comparison 2015 - 2016

## Deering vs. Mutual Aid



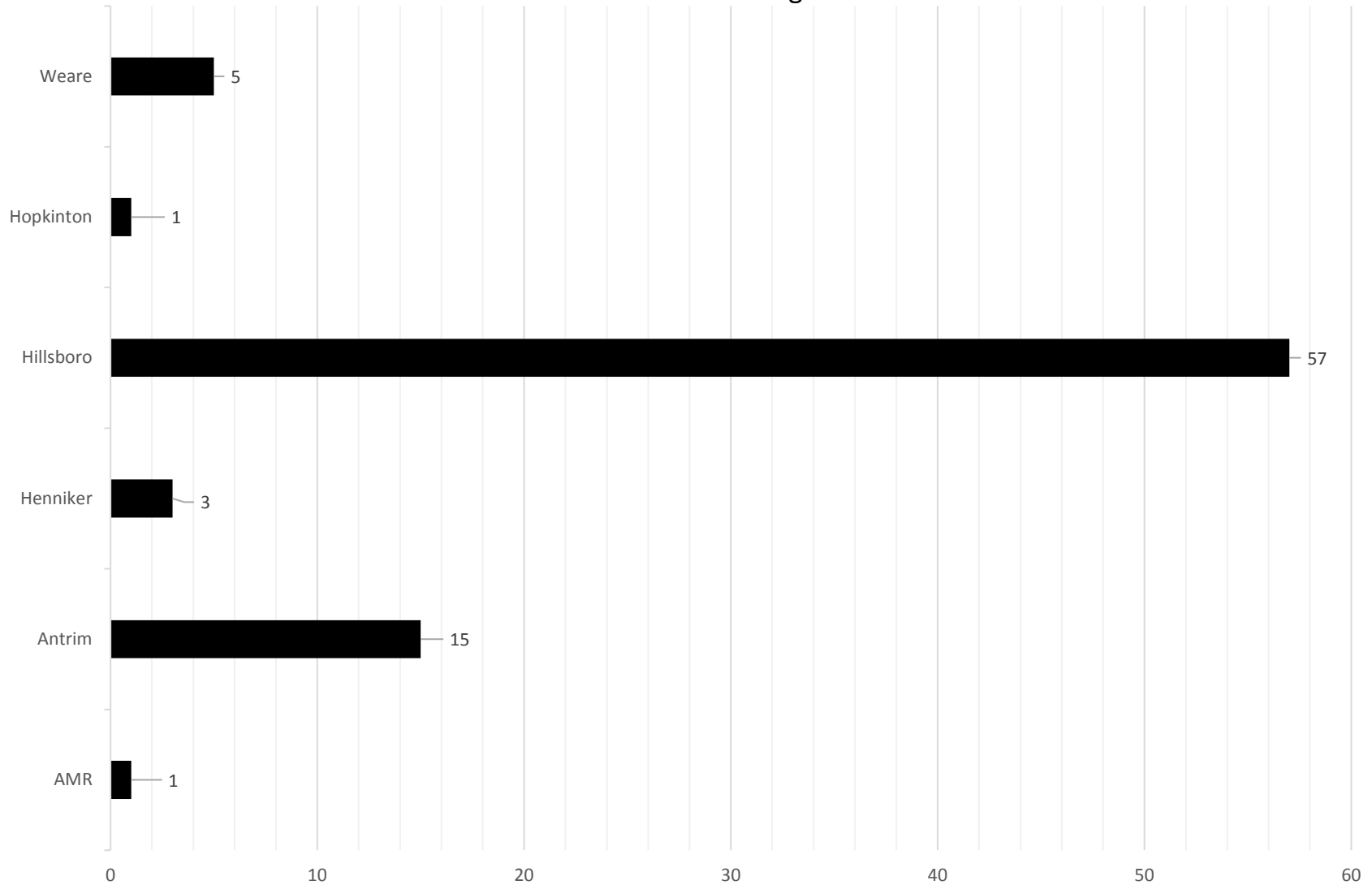


2015 Mutual Aid Totals  
Mutual Aid Provided to Deering



# 2016 Ambulance Mutual Aid Totals

## Mutual Aid Provided to Deering



Please Sign IN

---

John Shaw

Doug Leland

Bill

Gale Falmon

Taylor Hays

Gary Semuels

Ken Bono

Dan